

CX-ED2071 & CX-ED2079 'Universal' Low Profile Grade 2 Electric Strikes



Camden CX-ED2071 low profile 'Universal' grade 2 'ANSI' electric strikes for cylindrical locksets provide exceptional value, for installations that require 8 - 16V AC/DC operation. CX-ED2071 includes (3) faceplates, selectable fail safe / fail secure operation, and horizontal adjustability of the strike body.

Camden CX-ED2079 low profile 'Universal' grade 2 'ANSI' electric strikes for cylindrical locksets also provide great value with (3) faceplates, selectable 12/24V AC/DC voltage, fail safe / fail secure operation and horizontal adjustment of the strike body. UL 1034 and UL294 listed.

The CX-ED2079-1 includes all the same great features as the CX-ED2079, just with (1) 'ANSI' square faceplate.



BEST VALUE

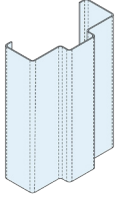
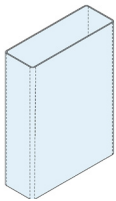
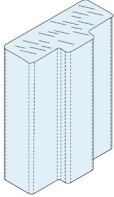



RUGGED DESIGN

Features

- Centerline latch entry, for cylindrical locksets
- 1/2" - 5/8" (13mm - 16mm) latch projection
- Field selectable fail safe / fail secure operation
- Horizontal adjustability
- Low profile strike body
- CX-ED2071: 8V - 16V strike with (3) stainless steel faceplates: 'ANSI' square, hollow metal door and wood door
- CX-ED2079: 12/24V strike with (3) stainless steel faceplates: 'ANSI' Square, hollow metal door and wood door
- CX-ED2079-1: 12/24V strike with (1) stainless steel 'ANSI' square faceplate
- Faceplates also available in black architectural finish (BHMA 622, US19)
- 5 year warranty



| DOOR FRAME TYPES | | | COMPATIBLE LOCKSETS |
|---|---|---|---|
| Hollow Metal Frame | Aluminum Frame | Wood Frame | Cylindrical Lockset |
|  |  |  |  |

| SPECIFICATIONS | | | |
|------------------|--|-------------------|--|
| VOLTAGE: | CX-ED2071: 8 - 16V, AC/DC CX-ED2079: 12/24V, AC/DC | MODE: | Field selectable fail safe/fail secure |
| CURRENT DRAW: | CX-ED2071: 305mA @ 8VDC, 625mA @ 16VDC, 190mA @ 8VAC, 460mA @ 16VAC CX-ED2079: 300mA @ 12VDC, 150mA @ 24VDC | OPERATION: | AC - Buzz, DC - Silent |
| STATIC STRENGTH: | 1,000 lbs | DUTY: | CX-ED2071: Intermittent CX-ED2079: Continuous |
| ENDURANCE: | CX-ED2071 & CX-ED2079: 700,000 cycles (Factory Tested) CX-ED2079: 250,000 cycles (UL Verified) | MOUNTING: | Non-handed |
| | | DYNAMIC STRENGTH: | 50 Ft-lbs |
| | | DIMENSIONS : | 3-3/8" H x 1-7/8" W x 1-7/32" D (86mm x 47mm x 31mm) |

| ORDERING INFORMATION | |
|------------------------|---|
| MODEL | |
| CX-ED2071 | 'Universal' electric strike, 8 - 16V AC/DC, fail safe/fail secure operation, horizontal adjustment, with (3) stainless steel faceplates (CX-ESP1B, CX-ESP3B & CX-ESP4B) |
| CX-ED2071-BK | 'Universal' electric strike, 8 - 16V AC/DC, fail safe/fail secure operation, horizontal adjustment, with (3) black faceplates (CX-ESP1B-BK, CX-ESP3B-BK & CX-ESP4B-BK) |
| CX-ED2079* | 'Universal' electric strike, 12/24V AC/DC, fail safe/fail secure operation, horizontal adjustment, with (3) stainless steel faceplates (CX-ESP1B, CX-ESP3B & CX-ESP4B) |
| CX-ED2079-BK* | 'Universal' electric strike, 12/24V AC/DC, fail safe/fail secure operation, horizontal adjustment, with (3) black faceplates (CX-ESP1B-BK, CX-ESP3B-BK & CX-ESP4B-BK) |
| CX-ED2079-1* | 'Universal' electric strike, 12/24V, AC/DC, fail safe/fail secure operation, horizontal adjustment, with (1) stainless steel faceplate (CX-ESP1B) |
| CX-ED2079-1-BK* | 'Universal' electric strike, 12/24V, AC/DC, fail safe/fail secure operation, horizontal adjustment, with (1) black faceplate (CX-ESP1B-BK) |

*Security listed UL 1034 UL294



ORDERING INFORMATION

INCLUDED IN PACKAGE

| | |
|-----------------|---|
| CX-ESP1B | 'ANSI' Square, 4-7/8" x 1-1/4", stainless steel |
| CX-ESP3B | Hollow Metal Door, 6-7/8" x 1-1/4", stainless steel |
| CX-ESP4B | Wood Door, 7-15/16" x 1-7/16", stainless steel |

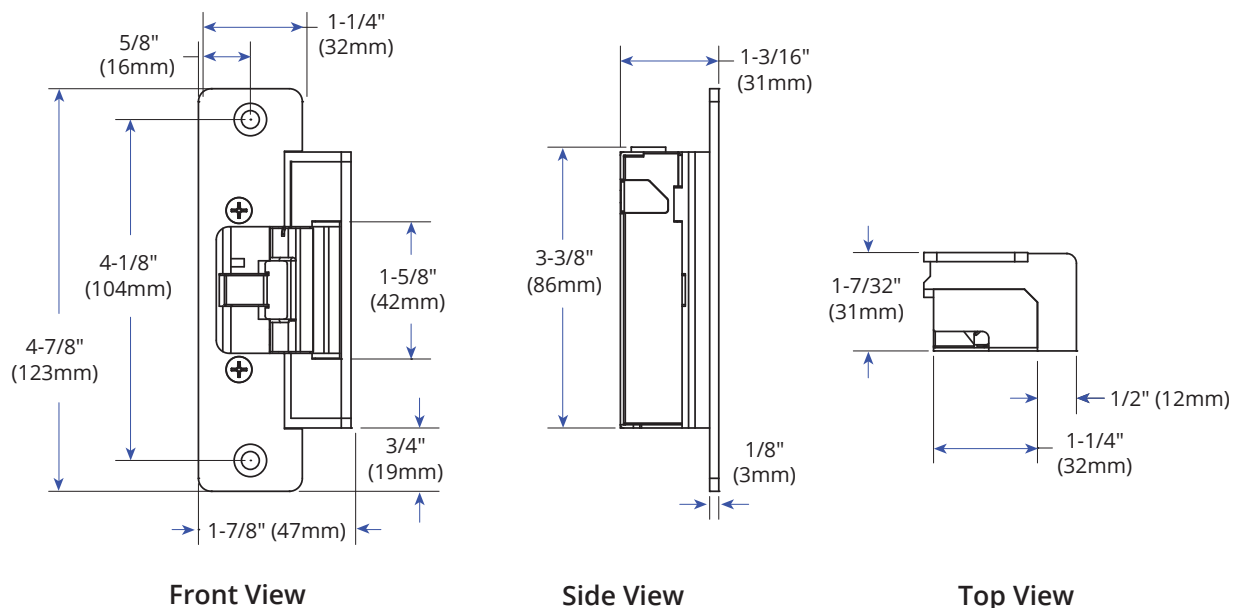
OPTIONAL FACEPLATES

| | |
|--------------------|---|
| CX-ESP2B | 'ANSI' Round, 4-7/8" x 1-1/4", stainless steel |
| CX-ESP1B-BK | 'ANSI' Square, 4-7/8" x 1-1/4", black finish (BHMA 622, US19) |
| CX-ESP2B-BK | 'ANSI' Round, 4-7/8" x 1-1/4", black finish (BHMA 622, US19) |
| CX-ESP3B-BK | Hollow Metal Door, 6-7/8" x 1-1/4", black finish (BHMA 622, US19) |
| CX-ESP4B-BK | Wood Door, 7-15/16" x 1-7/16", black finish (BHMA 622, US19) |

LIP EXTENSION BRACKETS

| | |
|-------------------|---|
| CX-ED-LIP1 | 1" Lip extension for 'ANSI' strikes (stackable) |
| CX-ED-LIP2 | 2" Lip extension for 'ANSI' strikes |

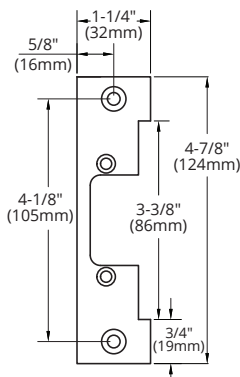
DIMENSIONS



FACEPLATE DIMENSIONS

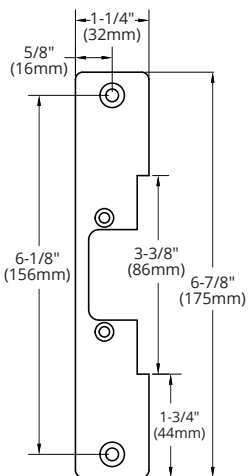
INCLUDED IN PACKAGE

'ANSI' Square



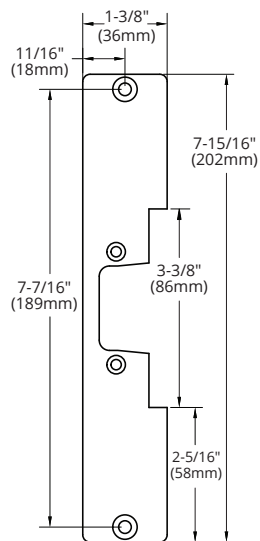
CX-ESP1B

Hollow Metal Door



CX-ESP3B

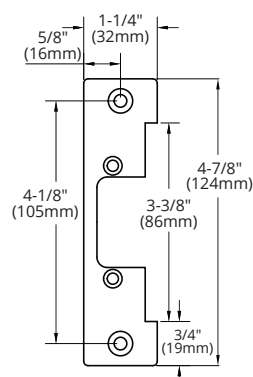
Wood Door



CX-ESP4B

OPTIONAL FACEPLATE

'ANSI' Round



CX-ESP2B